

Motor and Supply Power Monitoring Module Type ABS CA 443

The CA 443 is a motor and supply power monitoring module for a complete station and/or one per pump. CA 443 is an extension module and does not work stand alone.

The unit is connected to all three phases, voltage and current.

The direct connected monitoring range is 30 – 300 V phase to neutral (52 to 520 V phase to phase) AC and via standard current transformers with secondary current 0 – 5 A.

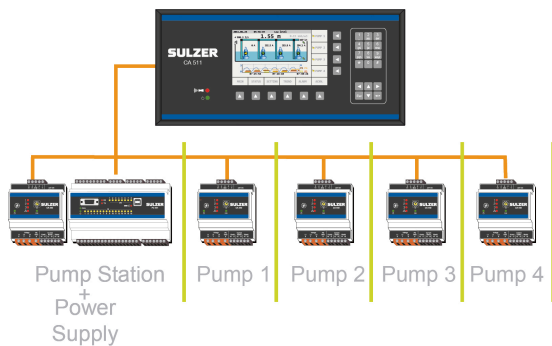
If a higher voltage is to be connected a separate voltage transformer is to be used. In the PC 441 software a phase angle correction can be set when using external voltage transformers.

The module is to be connected to the PC 441 via a CAN bus interface. The CAN interface enables the possibility to mount the monitoring device in the cabinet or up to 250 meters away. The Can bus in CA 443 is galvanic isolated.

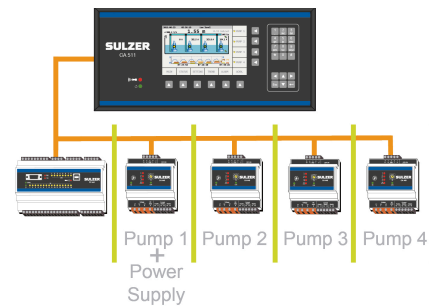
Features

- Monitoring of Voltage in all phases
- Monitoring of Current in all phases
- Calculating power factor
- Calculating energy consumption
- Alarm for High/Low supply voltage
- Alarm for High/Low power supply frequency
- Alarm for Phase failure and unbalance
- DIN-rail mounted

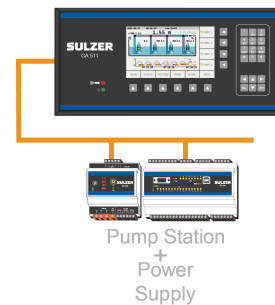
Ex 1 Full monitoring of power supply, total consumption and consumption per pump



Ex 2 Monitoring of power supply and consumption per pump



Ex 3 Monitoring of power supply and total consumption



Technical specifications

Description	
Ambient operation temperature	-20 to +50 °C [-4 to +122 °F]
Ambient storage temperature	-30 to +80 °C [-22 to +176 °F]
Degree of protection	IP 20
Housing material	PPO and PC
Mounting	DIN Rail 35 mm
Dimension	HxWxD: 86 x 70 x 58 mm [3.39 x 2.76 x 2.28 inch]
Humidity	0-95 % RH non condensing
Power supply	9-34 VDC
Power consumption	< 2.0 W
Inputs phase voltages	30 – 300 VAC (520 VAC phase to phase)
Current	5 A from current transformer
Communication	Field bus of CAN type (galvanic isolated), max 250 meter cable.

